



2010 Spring Catalog



Spring Catalog 2010

Ancient Bowls • 3

Jumble Bowls • 4

A Day at the Circus • 6

Modern Iridescence • 7

Yellowstone Bowl • 8

Mood Ring Bowl • 9

Vibrant Tendencies • 10

Silver Swirls • 11

Circle of Stones • 12

Floating Flowers • 13

Small votive holders • 14

Glass Marble votive holders • 15

Candle Wraps • 16

Candle Panels • 18

Symphony of Songbirds • 20

Bubbles and Blues • 21

Bold Geometry • 22

Interlocking Circles • 23

Just a touch • 24

Teal and Stone • 25

Hide and seek plates • 26

Opaline Striped Plates • 27

Water sushi plates • 28

Just a touch • 29

Lovebird plate set • 30

Opaline sushi plate set • 31

Creamy Red plate set • 32

Simple opaline sushi set • 33

My Own Fiesta plate set • 34

Textured opaline plates • 35

A little Q & A • 36



Ancient Bowls

I took my favorite extra creamy vanilla glass and combined with more vanilla glass to make a subtle pattern. Fused it. Then I capped it with pure silver foil and fused it again. Once fired in the kiln, the silver and the vanilla react to each other creating this gorgeous, found-in-an-archaeogy-dig effect.

Set of 2 - \$129

6.5 inches diameter

Item # BL1304-2





Jumble Bowls

These are my favorite thing to make because they always come out so interesting. I take layers and layers of transparent and solid colors, patterned glass (all created by me), and sometimes even beads that I've made at the torch, and always try to add a surprise detail here and there - such as an eye, or an intricate pattern of inlaid silver.



Small and Tall Jumble Bowl

\$279

9 inches diameter, 4.75 inches deep

Item # BL1301

Medium Jumble Bowl

\$239

12.25 inches diameter, 2.25 inches deep

Item # BL1302



Big and Beautiful Jumble Bowl

\$389

16.5 inches diameter, 3.5 inches deep

Item # BL1303



A Day at the Circus

These turquoise and white striped bowls remind me of those classic circus tents. The colors are beautifully opaque and reactive with each other, meaning everywhere they touch, they create a little outline. The fluted bowl shape is great for serving, too.

Single bowl - \$129

One sold, One available

11.5 inches diameter

Item # BL1305

Modern Iridescence

This large serving bowl has transparent cool blue glass combined with fields of electric iridescent glass. More iridescent squares are layered over the entire bowl's surface. The colors flash dramatically with golds, greens, and purples.

\$169

15 inches diameter

Item # BL1306





Yellowstone Bowl

Inspired by the fantastic colorful pools I saw at Yellowstone National Monument during my 2009 summer trip with my family. This elegantly asymmetrical bowl features concentric circles of blue, dark orange, and deep red.

\$169

13 inches diameter
Item # BL1307



Mood Ring Bowl

I layered and layered lots of stripes of jewel toned glass then capped it all with some semi-transparent opaline glass. The effect is both subtle and dramatic. In everyday lighting, the colors are pastel and subdued. When hit with light, the colors saturate with extra drama.



\$249

14.75 inches diameter
Item # BL1300





Vibrant Tendencies

I placed bright transparent colors over a clean white background. The effect is electric as the colors on this extra large serving bowl practically jump out at you. Would look great simply displayed on a coffee table or shelf.

\$259

15 inches diameter

Item # BL1308

Silver Swirls

A set of two small bowls. I created an interesting texture with white powder over turquoise, then placed pure silver wire spiraling through the design. The wire is actually encased between the layers of glass.

Set of 2 - \$129

each 7 inches diameter

Item # BL1309-2





Circle of Stones

Creamy vanilla stones circle around on a turquoise background. The colors react together, creating a dark outline around each vanilla "stone".



\$39

6.5 inches diameter

Item # BL1310



Floating Flowers

A gentle lavender blue field adorned with floating multi-colored flowers. I created the flowers by layering different shades of glass powder together. The flower centers, stems, and leaves were hand painted with fused glass paint. The paint is fused in and so won't chip off.

\$119

7 inches diameter

Item # BL1311





Small votive holders

A set of five transparent pastel shaded candle holders in neo lavender, sunset coral, turquoise, silver gray and opaline. Also food safe for holding condiments. Each 3 inches square. Candles not included.

Set of five - \$39

Item # ch1300-5




Glass Marble votive holders

A set of three candle holders in marble-like pattern of turquoise, clear, vanilla and speckled with a touch of rusty orange. Each piece is 3.25 inches square. Candles not included.

Set of three - \$39

Item # ch1301-3





cw1301



cw1302



cw1303



cw1307

Candle Wraps

These half circle glass sculptures are mini, free-standing monuments. Each standing between five and seven inches tall, I designed these candle wraps specifically to place in front of a pillar candle, paying special attention to how light will pass through each piece.

- Twin Panes cw1301 Sold
- Stained Glass Window cw1302 Sold
- Modern Mural cw1303 \$55
- Steel Blue #1 & #2 (not shown) cw1304 & cw1305 each \$55
- Double Drama cw1306 \$55
- Creamsicle cw1307 Sold



cw1304



cw1306





- Rolling Hills cp1301 \$55
- Hawaiian Flower cp1302 \$55
- Silvered Frame cp1303 \$65
- Drama in black cp1304 \$55
- Simply Patterned cp1305 \$65

Candle Panels

These flat panels are designed to fit into a bracket for display. All will look lovely backlit.

Brackets are included in price of panel. Choose from the Candle Holder Bracket (shown), or a simple Wall-mounted Bracket (no candle holder, not shown).



cp1303



cp1304



cp1306



cp1301



cp1302





Symphony of Songbirds

The design of this large platter is inspired by the dawn symphony that surrounds my home each morning in spring and summer. Birds are a favorite of mine (could you tell from my logo?) and this is my favorite of all my pieces. Hand painted birds and swirls to represent their song filling the air. The paint is fired on so it won't chip.

\$217

15 inches diameter

Item # pr1300




Bubbles and Blues

I love love this medium style sushi-style plate. It's done entirely in transparents and features glass where I deliberately trapped bubbles in the glass in a grid pattern. The layered blues are three layers thick creating fantastic depth and wonderful multi-layered color effects.

\$224

15.5 by 10 inches

Item # pr1302





Bold Geometry

A large platter of cream, bold orange and olive green. I hand painted black lines to border each piece to add an organic feel and help define the pattern. Will brighten up any room.

\$217

15 inches diameter

Item # pr1301



Interlocking Circles

Bright blue and bright green circles in an interlocking pattern. The effect is somewhat like a flower in form, and the colors reacted with each other to create that border you see. Modern and cool as a cucumber.

\$163

13 by 13 inches

Item # pr1304






Just a touch

A small sushi-style platter where I layered up strips of vanilla glass for the body and added a gorgeous piece of dramatic patterned glass for the detail. Would look fantastic with a candle standing opposite to the pattern.

\$48

5.5 by 9 inches

Item # pr1303



Teal and Stone


A large sushi-style platter of pure deep teal. I capped the end with a strip of my fantastic teal, cream and orange patterned glass that reminds me so much of stonework or marble.




\$116

16 x 7.5 inches

Item # pr1305






Hide and seek plates

A set of plates perfect for a funky dinner for two. I saw a similar pattern to this at my favorite glass store and just had to try it, with my own color choices of course. Transparent green alternates with off-kilter stripes of opaque vanilla .


Set of two - \$140

Each 8.5 inches square
pl1300-2



Opaline Striped Plates


A pair of sushi-style serving plates. I took gorgeous shades of silver gray, garnet red and sunset coral stripes and capped them with my favorite semi-translucent opaline glass. In normal light the opaline mutes the colors to lovely pastels, but when strong light hits the plates the colors suddenly saturate and come alive.



Set of two- \$60

Each 4x8 inches

Item # pl1301-2



Water sushi plates

A personal favorite, these suchi-style plates are a lovely soft transparent blue. I heaped large chunks of clear glass on the underside of the plates and lightly fused it so all the texture would stay (but no sharp points!). When sitting on a table the chunks of clear glass under the clear blue are reminiscent of a babbling brook over river stones.

Set of three - \$100

Each 4 x 8.5 inches

pl-1303-3



Just a touch

Gorgeous and subtle, these sushi-style plates are lovely silver gray glass with a simple stripe of sunset coral. I capped it with the lovely opaline glass for that wonderful pastel effect.

Set of two - \$70

Each 4 x 8.5 inches

pl-1304-2






Lovebird plate set

Oh my gosh I just love these plates. I cut out the shapes of the birds and two different sizes of blue circles for the background. I fused it very lightly so the edges softened and the glass fused together, but all the texture and detail was maintained. I finished it off with a hand-painted details in black and white with fused glass paint. All food safe.

Set of two - Sold

Item # pl1305-2



Opaline sushi plate set

This time I took two layers of opaline and inset it with a lovely and dramatic square of my patterned glass. The opaline when lit has a fabulous golden flash (like opals!), the pattern looks like a super fancy stained glass window. These would be great serving hors d'oeuvres such as cheese or chocolate covered strawberries.

Set of two - \$80

Each 4.5 x 8.5 inches

Item # pl1306-2



Creamy Red plate set

A deep, creamy red field is offset by a strip of dramatically patterned, colored glass. These plates are extra large, sushi-style plates and will be fabulous to serve at a party, or could even be a set of dramatic candle holders.

Set of two - \$112

Each 10.5 x 5.5 inches

Item # pl1307-2




Simple opaline sushi set

A set of three sushi-style plates. Double layers of opaline glass that flashes internally with gold (you can pick it up in the shadow in the photo above). I added a single detail of an electric light blue stripe at one end. Simple, elegant.

Set of three - \$120

Each 9 x 4.5 inches

Item # pl1308-2




My Own Fiesta plate set

I grew up with those fiestaware plates that came in all those wonderful colors. I wanted to do something similar, but also make it my own. First I created a large sheet of multicolored striped glass. After fusing that, I cut the striped sheet into lots of narrow strips, offset the stripes, and combined it with the fantastic colors you see in the photo. Time for a margarita!

Set of four - \$259

Each 8 inches square

Item # pl1309-4



Textured opaline plates

I layered two sheets of gorgeous opaline glass which has a subtle internal fire of gold flashes and capped it with black strings of glass, and clear dots of glass. I layed it up so that when the clear dots melted in, it would push the black stringer around to create this wonderful wavy pattern.

Set of two - \$80

Each 5 x 9 inches

Item # pl1310-2



A little Q & A

Where and how to buy?

Well, at least I hope you're asking that question! You can buy any of my items or inquire about a custom order or send along any other questions by visiting my website at www.inagaddaglass.com. Otherwise, you may contact me by phone at 503-583-2442.

Why are there sold items in the catalog?

In case you really love something that's no longer available, please don't hesitate to contact me! I can try to replicate or at least do something similar for you.

Do your prices include shipping?

Unfortunately, no. If you do decide to order, we'll work out the shipping price depending on destination, insurance costs, packaging needs, and number and size of items.

How safe and strong is the glass?

All my glass is annealed in a kiln for strength and longevity. That being said, it *is* glass so if dropped on a hard surface it will break. I've learned this lesson all too many times. Also, because of the type of glass it is, it is sensitive to sudden and dramatic temperature changes. So keep it out of the freezer and oven and if you have it outside, bring it in during the freezing months.

Can your glass be used it for food?

Absolutely, all my pieces are food safe. Because of the sensitivity to wild temperature changes, handwashing is recommended (although I have some bowls that I do stick on the top shelf of the dishwasher). Not safe for freezer, microwave use, or oven.

Is this everything you've ever made?

Nope! I also make smaller things such as ornaments, fused glass bacon and fried eggs, and small fused glass magnets out of my patterned glass that you see me using in so much of my work. I'm also making new pieces all the time, but only update the catalog quarterly. You can keep up with my latest pieces and my smaller stuff at my website.

What if I love a piece but want it in purple?

Sure! I'll be happy to discuss making a custom piece for you, just contact me.

Any more questions, please please call, email, write, twitter, facebook, whatever.

Email: davida@inagaddaglass.com

Twitter: [divafern](#)

Facebook: Search for Inagadda Glass or visit my website for the link. Become a fan! You'll make my day!

Phone: 503-583-2442

